




Altitude

A Floor to Ceiling Cubicle System, offering the perfect mix of privacy, aesthetics and construction.



Altitude

Floor to Ceiling Cubicles, with minimal floor clearance, available in SGL and HPL finish to suit your design brief.

Specification

Pilasters/Divisions/Doors:

Panel Spec Options:

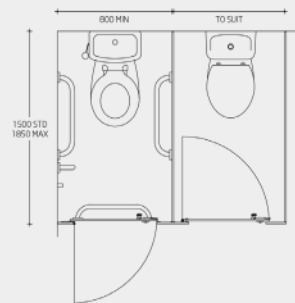
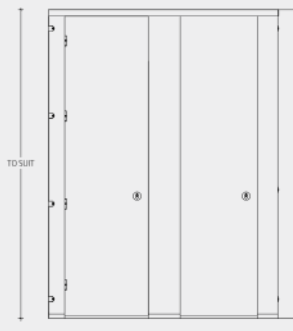
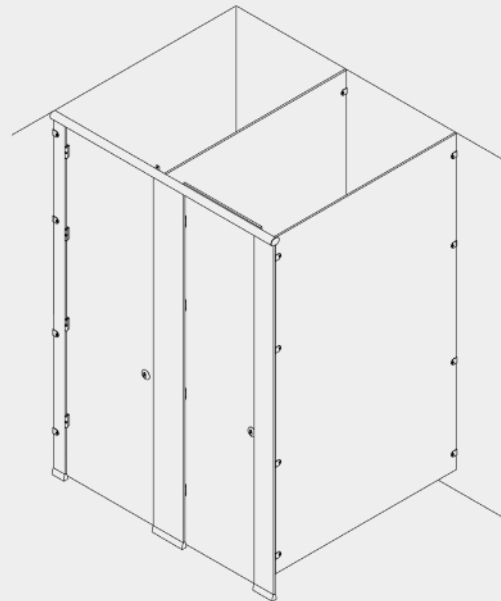
Please note we strongly recommend the SGL Panel Option for high traffic and wet areas.

- SGL Core/Face: Solid grade laminate with colour finish to both sides giving 13mm nominal thickness
- Edge: Polished and radiused
- HPL Core/Face: High density particleboard faced both sides with high pressure laminate giving 18mm nominal thickness
- Edge: Matching 2mm thick impact resistant ABS lipping
- Colour: From the Cube colour selector

Hardware:

All fittings manufactured from high quality polished aluminium

- Pedestals: Solid rolled pedestal giving 25mm floor clearance
- Hinges: High strength insert with anti-breakout sleeve and self-closing cams
- Indicator Bolt: Easy slide action lock with integrated buffer and emergency door release facility
- Partition Fixing: Partitions secured with aluminium D brackets and stainless steel bolt-thru fixings
- Headrail: D section headrail for maximum strength
- Coat Hook: Matching coat hook, 1 per cubicle



Toilet Cubicles solution for:

- ▶ Industrial
- ▶ Office
- ▶ Retail
- ▶ Governments
- ▶ Entertainment
- ▶ Transport

Options:

All Panels Full Height

Standard height doors with overpanel above

Ultimate Privacy:

- Extra privacy channel skirting to divisions for 0mm floor clearance

Hardware:


- Powder coated to match RAL colours

Panel Finishes – Extra Cost Options:

- Grafix range
- Specially sourced laminates to meet your exact requirements

Complementary Options:

- Vanity Units and Duct Panel Systems are available to complement Altitude Cubicles
- Solid Grade Laminate option (SGL) popular for Shower Cubicles



Call: 01692 632000 | Email: info@cube-install.com
Cube Install Limited
 Belmore Place, 6 Bunkell Road, Rackheath Ind Estate, Norwich, NR13 6PX
 www.cube-install.com
 Registered in England No. 105718

