


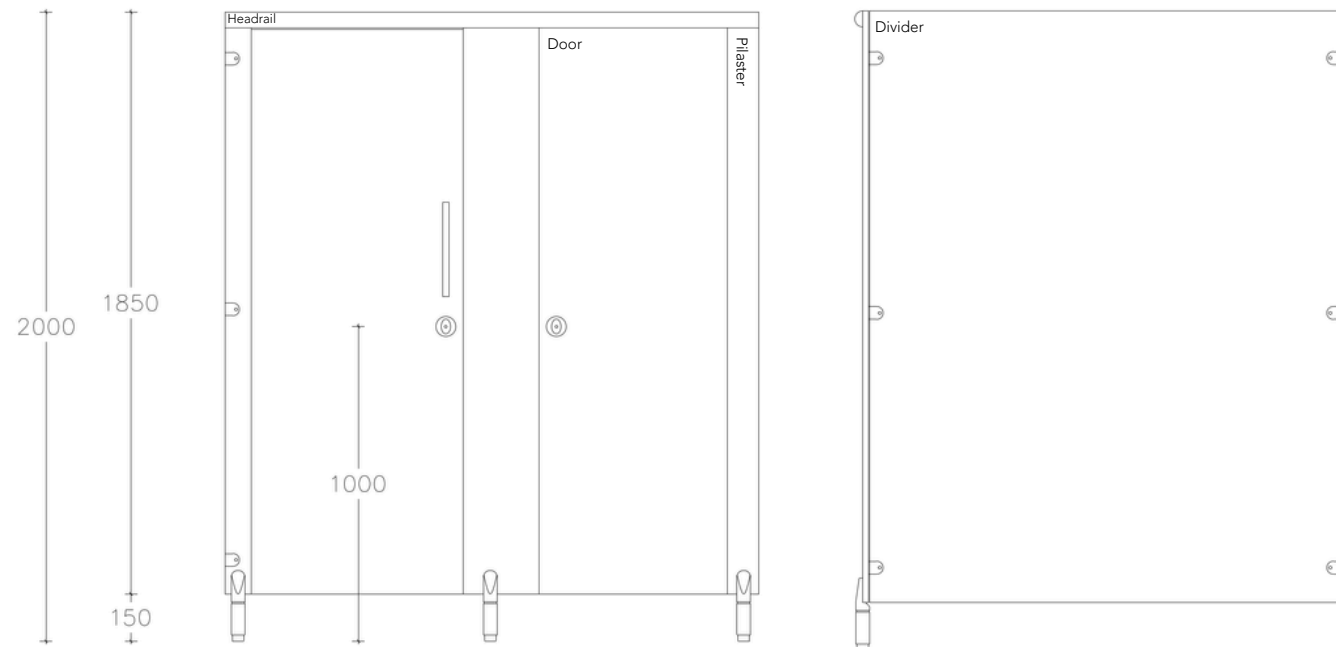
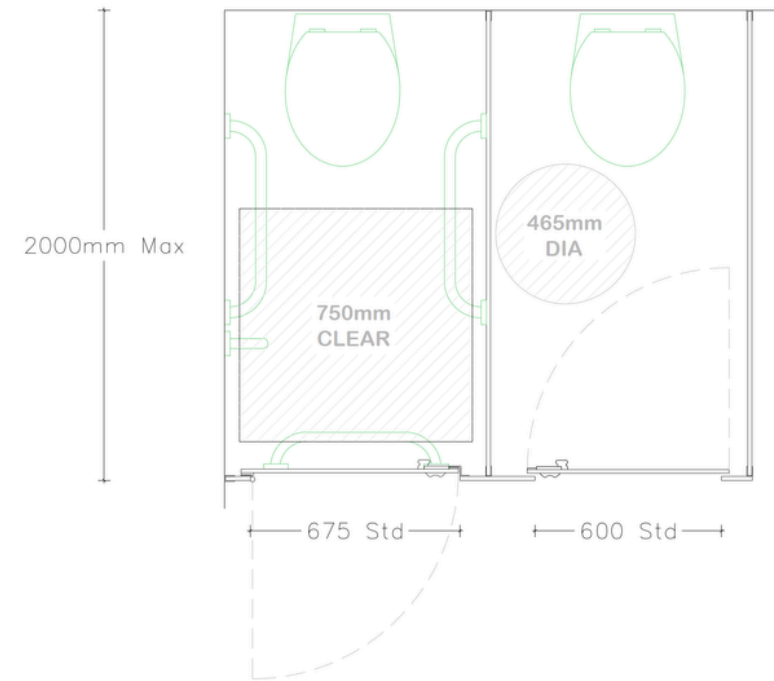


Hive® Progress

Ideal for school showering facilities and gender-segregated or staff washrooms.



DIMENSIONS

- Max Overall Height
 - 2000mm
- Max Depth
 - 200mm
- Floor Clearance
 - 150mm

TECHNICAL DETAILS

Door Panel

- Material
 - Solid Grade Laminate
- Edge Treatment
 - Polished and radiused
- Thickness
 - 13mm
- Standard Dimensions
 - Inward Opening H 1850mm x W 650mm, 25mm overlap with pilaster either side
 - Outward Opening H 1850mm x W 700mm, 25mm overlap with pilaster either side
 - Size to suit site requirements and relevant building regulations
- Components
 - Indicator Face Plate
 - Indicator Slide Bolt
 - Coat Hook
 - Self Closing Hinges

Pilaster Panel

- Material
 - Solid Grade Laminate
- Edge Treatment
 - Polished and radiused
- Thickness
 - 18mm
- Standard Dimensions
 - H 1850mm x W - varies to suit site dimensions
- Components
 - Pedestal
 - Indicator Slide Bolt Keep
 - Headrail
 - Fixing Cleat

TECHNICAL DETAILS

Divisions

- Material
 - Solid Grade Laminate
- Edge Treatment
 - Polished and radiused
- Thickness
 - 13mm
- Standard Dimensions
 - H 1850mm x W 1500mm - varies to suit site dimensions. Dimensions from back of cubicle to front
- Components
 - Fixing Cleat

Hardware

- Indicator Plate
 - Satin Anodised Aluminium
 - Staff access only emergency release facility
 - Circular face plate
 - Concealed fixings
 - Red/White occupancy indicator
 - Face Fixed
- Indicator Bolt
 - Satin Anodised Aluminium
 - Easy slide action lock
 - Integrated buffer
 - Face Fixed
- Keep
 - Satin Anodised Aluminium
 - Face Fixed
- Hinge
 - Satin Anodised Aluminium
 - Self closing cams
 - Breakout-resistant fixing sleeve
 - Anti-finger trap
 - Lift-off facility for emergency access
- Cleat
 - Satin Anodised Aluminium
 - D brackets
 - Stainless Steel bolt-through fixings
- Pedestal
 - Satin Anodised Aluminium
 - Adjustable height to accommodate uneven floors
 - Giving 150mm floor clearance
 - Solid rolled design
- Headrail
 - Satin Anodised Aluminium
 - High strength D profile

Call: 01692 774920 | Email: info@cube-install.com

Cube Install Limited

Belmore Place, 6 Bunkell Road, Rackheath Ind Estate, Norwich, NR13 6PX

www.cube-install.com

Registered in England No. 10501718

